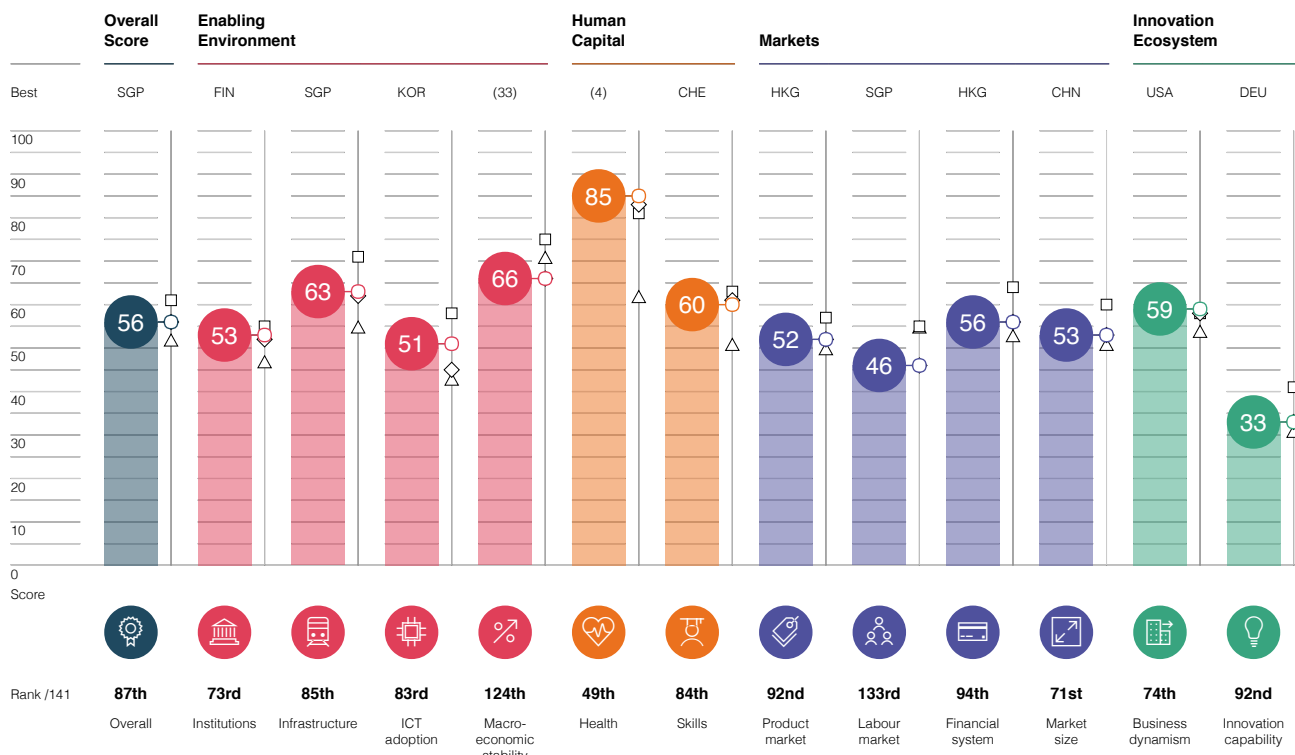


Global Competitiveness Index 4.0 2019 edition

Rank in 2018 edition: 87th/140

Performance Overview 2019

Key ◇ Previous edition △ Lower-middle-income group average □ Middle East and North Africa average





Selected contextual indicators

Population millions	11.7	GDP (PPP) % world GDP	0.11
GDP per capita US\$	3,423.2	5-year average FDI inward flow % GDP	2.3
10-year average annual GDP growth %	1.8		

Social and environmental performance

Environmental footprint gha/capita	1.0	Global Gender Gap Index 0-1 (gender parity)	0.6
Unemployment rate %	15.5	Income Gini 0 (perfect equality) -100 (perfect inequality)	32.8

Index Component	Value	Score *	Rank/141	Best Performer
 1st pillar: Institutions 0–100	-	53.0 ↑	73	Finland
Security 0–100	-	77.9 ↑	58	Finland
1.01 Organized crime 1–7 (best)	4.9	64.7 ↑	54	Finland
1.02 Homicide rate per 100,000 pop.	3.0	91.5 ↑	80	Multiple (14)
1.03 Terrorism incidence 0 (very high) -100 (no incidence)	97.7	97.7 =	106	Multiple (25)
1.04 Reliability of police services 1–7 (best)	4.5	57.8 ↓	66	Finland
Social capital 0–100	-	41.9 ↓	131	New Zealand
1.05 Social capital 0–100 (best)	41.9	41.9 ↓	122	New Zealand
Checks and balances 0–100	-	49.8 ↓	63	Finland
1.06 Budget transparency 0–100 (best)	39	39.0	66	Multiple (2)
1.07 Judicial independence 1–7 (best)	3.7	45.4 ↓	77	Finland
1.08 Efficiency of legal framework in challenging regulations 1–7 (best)	3.7	44.5 ↑	55	Finland
1.09 Freedom of the press 0–100 (worst)	29.6	70.4 ↑	60	Norway
Public-sector performance 0–100	-	52.3 ↑	63	Singapore
1.10 Burden of government regulation 1–7 (best)	2.9	31.8 ↓	112	Singapore
1.11 Efficiency of legal framework in settling disputes 1–7 (best)	3.7	45.4 ↑	71	Singapore
1.12 E-Participation 0–1 (best)	0.80	79.8 =	52	Multiple (3)
Transparency 0–100	-	43.0 ↑	62	Denmark
1.13 Incidence of corruption 0–100 (best)	43.0	43.0 ↑	62	Denmark
Property rights 0–100	-	48.0 ↑	86	Finland
1.14 Property rights 1–7 (best)	4.3	55.7 ↓	70	Finland
1.15 Intellectual property protection 1–7 (best)	3.7	45.0 ↓	100	Finland
1.16 Quality of land administration 0–30 (best)	13.0	43.3 ↑	89	Multiple (5)
Corporate governance 0–100	-	55.5 ↑	88	New Zealand
1.17 Strength of auditing and accounting standards 1–7 (best)	4.2	53.5 ↑	103	Finland
1.18 Conflict of interest regulation 0–10 (best)	6.0	60.0 ↑	53	Kenya
1.19 Shareholder governance 0–10 (best)	5.3	53.0 ↑	84	Kazakhstan
Future orientation of government 0–100	-	55.2	72	Luxembourg
1.20 Government ensuring policy stability 1–7 (best)	3.3	39.0	106	Switzerland
1.21 Government's responsiveness to change 1–7 (best)	3.2	37.1	100	Singapore
1.22 Legal framework's adaptability to digital business models 1–7 (best)	3.2	36.4	100	United States
1.23 Government long-term vision 1–7 (best)	2.7	27.7	127	Singapore
1.24 Energy efficiency regulation 0–100 (best)	74.1	74.1	20	Italy
1.25 Renewable energy regulation 0–100 (best)	76.1	76.1	21	Germany
1.26 Environment-related treaties in force count (out of 29)	22	75.9	69	Multiple (6)
 2nd pillar: Infrastructure 0–100	-	62.7 ↑	85	Singapore
Transport infrastructure 0–100	-	41.8 ↑	101	Singapore
2.01 Road connectivity 0–100 (best)	82.7	82.7 ↑	46	Multiple (3)
2.02 Quality of road infrastructure 1–7 (best)	3.6	42.9 ↓	96	Singapore
2.03 Railroad density km/1,000 km ²	13.9	34.8 ↑	51	Multiple (24)
2.04 Efficiency of train services 1–7 (best)	3.2	37.4 ↑	59	Japan
2.05 Airport connectivity score	34,374.4	46.7 =	71	Multiple (8)
2.06 Efficiency of air transport services 1–7 (best)	3.6	43.1 ↓	118	Singapore
2.07 Liner shipping connectivity 0–100 (best)	6.3	6.3 ↓	101	Multiple (5)
2.08 Efficiency of seaport services 1–7 (best)	3.4	40.5 ↓	95	Singapore
Utility infrastructure 0–100	-	83.7 ↓	74	Iceland
2.09 Electricity access % of population	100.0	100.0 =	2	Multiple (67)
2.10 Electricity supply quality % of output	15.5	88.0 ↑	98	Multiple (10)
2.11 Exposure to unsafe drinking water % of population	20.2	81.4 ↓	80	Multiple (28)
2.12 Reliability of water supply 1–7 (best)	4.9	65.3 ↓	67	Iceland

Index Component	Value	Score *	Rank/141	Best Performer
 3rd pillar: ICT adoption 0–100	-	50.9 ↑	83	Korea, Rep.
3.01 Mobile-cellular telephone subscriptions per 100 pop.	127.7	100.0 =	47	Multiple (63)
3.02 Mobile-broadband subscriptions per 100 pop.	76.1	N/Appl.	68	United Arab Emirates
3.03 Fixed-broadband Internet subscriptions per 100 pop.	8.8	17.5 ↑	78	Switzerland
3.04 Fibre internet subscriptions per 100 pop.	0.2	N/Appl.	88	Korea, Rep.
3.05 Internet users % of adult population	64.2	64.2 ↑	78	Qatar
 4th pillar: Macroeconomic stability 0–100	-	65.7 ↓	124	Multiple (33)
4.01 Inflation %	6.3	93.6 ↓	117	Multiple (88)
4.02 Debt dynamics 0–100 (best)	37.7	37.7 ↑	133	Multiple (34)
 5th pillar: Health 0–100	-	85.3 ↑	49	Multiple (4)
5.01 Healthy life expectancy years	67.3	85.3 ↑	48	Multiple (4)
 6th pillar: Skills 0–100	-	59.6 ↓	84	Switzerland
Current workforce 0–100	-	47.3 ↓	102	Switzerland
6.01 Mean years of schooling years	7.1	47.3 ↓	104	Germany
Skills of current workforce 0–100	-	47.3 ↓	96	Switzerland
6.02 Extent of staff training 1–7 (best)	3.7	45.5 ↓	96	Switzerland
6.03 Quality of vocational training 1–7 (best)	3.7	44.6 ↓	99	Switzerland
6.04 Skillset of graduates 1–7 (best)	3.6	42.6 ↓	108	Switzerland
6.05 Digital skills among active population 1–7 (best)	4.2	53.9 ↓	67	Finland
6.06 Ease of finding skilled employees 1–7 (best)	4.0	50.1 ↓	88	United States
Future workforce 0–100	-	71.9 ↑	63	Denmark
6.07 School life expectancy years	15.1	83.9 =	52	Multiple (11)
Skills of future workforce 0–100	-	59.9 ↑	68	Denmark
6.08 Critical thinking in teaching 1–7 (best)	3.1	35.2 ↑	99	Finland
6.09 Pupil-to-teacher ratio in primary education ratio	16.2	84.5 =	55	Multiple (5)
 7th pillar: Product market 0–100	-	52.4 ↑	92	Hong Kong SAR
Domestic competition 0–100	-	53.0 ↑	74	Hong Kong SAR
7.01 Distortive effect of taxes and subsidies on competition 1–7 (best)	4.3	54.3 ↑	37	Singapore
7.02 Extent of market dominance 1–7 (best)	3.6	43.5 ↑	87	Switzerland
7.03 Competition in services 1–7 (best)	4.7	61.2 ↓	96	Hong Kong SAR
Trade openness 0–100	-	51.9 ↑	108	Singapore
7.04 Prevalence of non-tariff barriers 1–7 (best)	4.1	51.6 ↑	105	Singapore
7.05 Trade tariffs %	10.36	30.9 ↑	115	Hong Kong SAR
7.06 Complexity of tariffs 1–7 (best)	6.4	90.6 =	39	Hong Kong SAR
7.07 Border clearance efficiency 1–5 (best)	2.4	34.4 =	107	Germany
 8th pillar: Labour market 0–100	-	46.4 ↓	133	Singapore
Flexibility 0–100	-	47.7 ↑	131	Singapore
8.01 Redundancy costs weeks of salary	21.5	63.5 ↑	99	Multiple (8)
8.02 Hiring and firing practices 1–7 (best)	3.0	33.5 ↑	126	Hong Kong SAR
8.03 Cooperation in labour-employer relations 1–7 (best)	3.7	44.2 ↓	127	Singapore
8.04 Flexibility of wage determination 1–7 (best)	4.3	54.7 ↑	124	Estonia
8.05 Active labour market policies 1–7 (best)	2.8	30.7 ↓	98	Switzerland
8.06 Workers' rights 0–100 (best)	72.0	72.0 ↑	65	Multiple (2)
8.07 Ease of hiring foreign labour 1–7 (best)	2.7	27.8 ↓	141	Albania
8.08 Internal labour mobility 1–7 (best)	4.3	55.1 ↓	91	United States
Meritocracy and incentivization 0–100	-	45.2 ↓	128	Denmark
8.09 Reliance on professional management 1–7 (best)	3.9	47.6 ↓	104	Finland
8.10 Pay and productivity 1–7 (best)	3.2	36.1 ↓	127	Hong Kong SAR
8.11 Ratio of wage and salaried female workers to male workers %	0.37	21.1 ↑	118	Multiple (4)
8.12 Labour tax rate %	25.3	76.0 =	109	Multiple (24)

Index Component	Value	Score *	Rank/141	Best Performer
 9th pillar: Financial system 0–100	-	55.7 ↓	94	Hong Kong SAR
Depth 0–100	-	40.8 ↓	64	United States
9.01 Domestic credit to private sector % GDP	82.4	86.7 ↑	37	Multiple (30)
9.02 Financing of SMEs 1–7 (best)	3.4	40.0 ↓	109	Finland
9.03 Venture capital availability 1–7 (best)	2.7	29.0 ↑	95	United States
9.04 Market capitalization % GDP	21.0	21.0 ↑	78	Multiple (15)
9.05 Insurance premium volume to GDP	1.6	27.4 ↓	69	Multiple (17)
Stability 0–100	-	74.3 ↓	132	Finland
9.06 Soundness of banks 1–7 (best)	3.7	45.3 ↓	123	Finland
9.07 Non-performing loans % of gross total loans	15.4	69.9 =	128	Multiple (3)
9.08 Credit gap %	3.2	97.0 ↓	112	Multiple (98)
9.09 Banks' regulatory capital ratio % of total risk-weighted assets	10.8	85.2 ↑	137	Multiple (74)
 10th pillar: Market size 0–100	-	53.5 ↑	71	China
10.01 Gross domestic product PPP \$ billions	128	N/Appl.	74	China
10.02 Imports of goods and services % GDP	64.3	N/Appl.	30	Hong Kong SAR
 11th pillar: Business dynamism 0–100	-	59.0 ↑	74	United States
Administrative requirements 0–100	-	74.7 ↑	57	United States
11.01 Cost of starting a business % of GNI per capita	4.3	97.8 ↑	56	Multiple (2)
11.02 Time to start a business days	8.0	92.5 ↑	47	New Zealand
11.03 Insolvency recovery rate cents to the dollar	51.3	55.2 ↓	39	Japan
11.04 Insolvency regulatory framework 0–16 (best)	8.5	53.1 =	88	Multiple (6)
Entrepreneurial culture 0–100	-	43.3 ↑	112	Israel
11.05 Attitudes towards entrepreneurial risk 1–7 (best)	3.7	44.6 ↑	109	Israel
11.06 Willingness to delegate authority 1–7 (best)	4.1	51.4 ↑	98	Denmark
11.07 Growth of innovative companies 1–7 (best)	3.5	42.3 ↑	114	Israel
11.08 Companies embracing disruptive ideas 1–7 (best)	3.1	34.8 ↑	126	Israel
 12th pillar: Innovation capability 0–100	-	32.6 ↓	92	Germany
Interaction and diversity 0–100	-	30.8 ↓	122	Singapore
12.01 Diversity of workforce 1–7 (best)	3.7	44.6 ↑	129	Singapore
12.02 State of cluster development 1–7 (best)	3.3	38.1 ↑	111	Italy
12.03 International co-inventions per million pop.	0.13	3.8 ↓	80	Multiple (5)
12.04 Multi-stakeholder collaboration 1–7 (best)	3.2	36.9 ↓	115	Israel
Research and development 0–100	-	26.0 ↓	69	Japan
12.05 Scientific publications score	158.3	75.1 ↑	72	Multiple (9)
12.06 Patent applications per million pop.	0.28	4.6 ↓	84	Multiple (8)
12.07 R&D expenditures % GDP	0.6	20.0 ↓	55	Multiple (7)
12.08 Research institutions prominence 0–100 (best)	0.02	4.4 ↓	57	Multiple (7)
Commercialization 0–100	-	49.5 ↑	93	Luxembourg
12.09 Buyer sophistication 1–7 (best)	3.2	36.0 ↑	101	Korea, Rep.
12.10 Trademark applications per million pop.	347.16	63.0 ↑	83	Multiple (7)

* Scores are on a 0 to 100 scale, where 100 represents the optimal situation or 'frontier'. Arrows indicate the direction of the change in score from the previous edition, if available.

Note: For detailed methodology, definitions, sources, and periods, visit <http://gcr.weforum.org/>